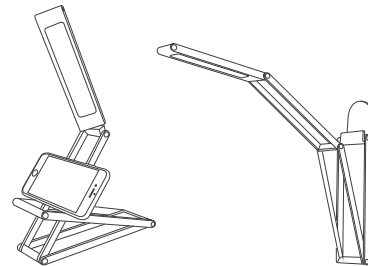
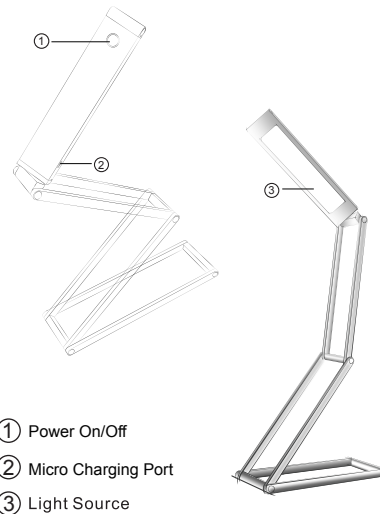


LED LAMP

Product Manual

Product Appearance

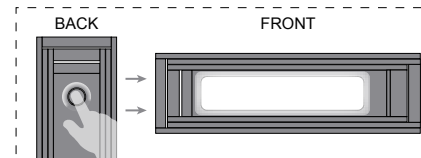


Production Specification

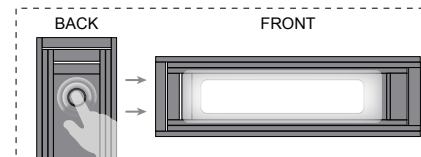
Input:	100-240V
Power supply:	DC5V/500mA
Wattage:	3W
Lumen:	105lm
Color temperature:	6000-6500K
Battery capacity:	1000mAh

Operation Instruction

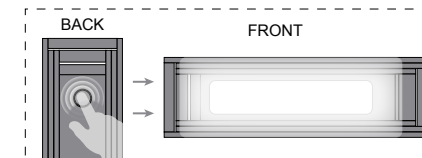
1. Press power switch ① one time to turn on the lamp.
The light will be on 30% brightness.
This mode is suitable for watching.



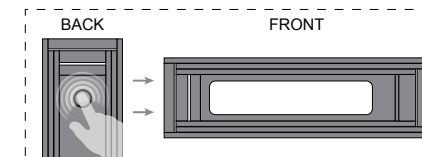
2. Press ① second time, the light will change to be on 60% brightness.
This mode is suitable for reading.




3. Press ① third time, the light will change to be on 100% brightness.
This mode is suitable for writing.



4. Press ① fourth time to turn off the lamp.



Characteristics



Warning

- Do not disassemble the product, electric shock could be incurred.
- Away from moisture or water.
- Do not adjust the movable joints too much which could damage the product.